

OpenScape Business

OpenScape Business is the modern and future-proof all-in-one solution for Unified Communication & Collaboration, specially tailored to the requirements of small and medium-sized enterprises with one or more locations.

OpenScape Business offers small and medium-sized enterprises everything they need for their individual and diverse communication requirements, unified in a single flexible and scalable solution. The OpenScape Business architecture allows use independently of the existing telephony infrastructure – regardless of whether this is classic telephony, IP or DECT. From powerful telephony to a feature-rich set Unified Communication (UC) solution, OpenScape Business always provides enterprises with up to 1500 subscribers, or 2000 subscribers in one network, with the right solution.

With Unify Phone, OpenScape Business customers can deploy mobile web/desktop cloud telephony on top of their existing platform to provide a common enterprise-wide communications solution for on-site, remote and mobile employees.

All-in-one solution for small and medium-sized enterprises

OpenScape Business is the all-in-one solution for small and medium-sized enterprises and offers:

- *Integrated voice services, presence management (presence state), Drag&Drop conference, visual Voicemail (voiceboxes), AutoAttendant, Multimedia Contact Center, IM (Instant Messaging), mobility, directory access with database connection, fax, integration in business processes and much more*
- *UC clients individually matched to the work station and work processes*
- *Interface integration of OpenScape Web Collaboration*
- *Solutions for customers with one site or network-wide solutions with multiple sites*
- *Permanent (CAPEX) or subscription-based (OPEX) usage models give customers full flexibility to adjust communication needs*

Uniform solution architecture

OpenScape Business provides a uniform solution architecture.

OpenScape Business models

Various OpenScape Business models are available for different existing infrastructure sizes: X1, X3, X5, X8.

In addition, it is possible to operate the OpenScape Business software on a standard server (softswitch), fully virtualized or hosted in a private data centre.

Supported subscribers

Total number of IP, analog and digital subscribers

- *X1, X3, X5, X8: up to 500 subscribers*
- *OpenScape Business S: For up to 1500 IP subscribers*

Optimized, secure and future-proof

UC, VoIP and data components are already integrated in a secure and scalable mainboard design.

The New Way to Work

OpenScape Business Telephony, Unified Communication and Collaboration



Combines powerful Enterprise Telephony, Presence, Chat, Conference, Mobility, Voicemail, Fax, Collaboration, Video, Contact Center and Security in a future-proof solution design

UC

UC is already provided on the mainboard:

- *For up to 50 users on the OpenScape Business X1 with V3 Mainboard*
- *For up to 300-500 Users on the OpenScape Business X3/X5/X8 V3 Mainboard*

UC software and hardware

UC software and hardware incl. Drag&Drop conference and Multimedia Contact Center.

Communication interfaces

All communication interfaces required for diverse and heterogeneous requirements are available:

- *IP*
- *Digital*
- *Analog*
- *DECT*
- *All common trunk interfaces for voice communication*
- *Support for new SIP/IP-based CO lines now integrated*

Flexible usage

OpenScape Business adapts to the business requirements and, as requested, provides various billing models, on a permanent basis (CAPEX) or based on monthly invoicing according to actual use (OPEX, subscription).

Unified Communication & Collaboration

Unified Communication (UC) is a technology for enhancement of communication in enterprises and integrates various communication media into a standardized application environment. OpenScape Business simplifies business processes in enterprises, for instance, through continuous presence management, e.g. automatically forward calls to your cell phone when

you are out of the office. But the provision of dial-in conferences, personal Voicemail (voice box), personal fax message box, Instant Messaging (IM), use of the cell phone as a telephone system extension, Contact Center, Video and Web Collaboration are also combined in this standardized solution. UC optimizes business processes, work time is saved, employees are more satisfied, and enterprises become more profitable.

Presence

Keep up-to-date on the availability and reachability of your team, even when they are at different sites!

Use automatically generated presence state announcements to inform external callers of your status, e.g. "In a meeting until 12 o'clock". This also facilitates making work more effective, because your customers can decide what they would like to do: Leave a message or contact a colleague. Change your presence status using the UC client or telephone. By linking to the Outlook calendar and the calendar for Mac (Ical), the presence state is set automatically when certain keywords are entered in the appointment.

Drag&Drop conferences

Save travel costs, exchange information fast and effectively: Use the conference capabilities in OpenScape Business for this!

No manual setup of conferences on the telephone: Setup conferences very easily with a few clicks in your UC client, or extend a 2-party call from the popup to a conference. Select whether, as the conference manager, you would like to start a spontaneous or a planned telephone conference – with or without Web Collaboration.

Favorites list

Save the phone numbers of your most important business partners and fellow workers in your personal favorites list!

This allows you to establish contact quickly without wasting time searching for the phone number.

Directories

Automatically search all linked phone books (directories in the system, Exchange; linked via LDAP or the OpenDirectory Service) with one query! This guarantees minimum effort when searching for a contact.

Dialing by mouse click

You find the phone number of a customer in an e-mail or in the internet and would like to make contact. No problem: Highlight the phone number and then dial it automatically! You don't lose any time due to having to key in the phone number on the telephone.

Call journal

Who has called and whom did I not reach? The call journal informs you at all times and allows to make contact with a click.

Status-based call forwarding

Do you redirect your telephone, for instance, to your cell phone, when you are out of the office? You forget to do this sometimes? Then automatic call forwarding will help you. For instance, when you set your presence state to "Out of Office", your calls are automatically forwarded to your cell phone. Of course, the mobile client also allows you to do this comfortably when you are on the road.

CallMe!

You are in a hotel, still have to make some business call, and are reluctant to take on additional costs? No problem, “CallMe!” helps.

When “CallMe!” is enabled, you can dial your contact in the UC client. OpenScape Business then calls you in your hotel room and connects you with your business partner. Your company pays for the costs of the call, and you save time.

Personal AutoAttendant

Give callers options in order to increase your reachability: “Press 1 to reach me on my cell phone. With 2, you can leave a message.”

Screen pop-ups

Incoming calls are immediately displayed on the PC in a pop-up. You decide what you do: Accept the call or transfer directly – and all of this by a click of the mouse! After you have accepted a call, the displayed options switch automatically: You can, for instance, start Web Collaboration or forward a call tag by e-mail.

Voice box and fax box

Use your personal voice box with greater effectiveness, have your incoming voice messages sent to you by e-mail, use the UC client for quick access to important messages.

Save long walks to the fax machine. Your personal fax box allows faxes to be received and sent directly by your PC.

Notifications

Incoming voice and fax messages can be automatically signaled by e-mail, text message, or by a phone call (e.g. to the cell phone).

Instant messaging

Communicate with a fellow worker by chat in real time, for example when their phone is busy but you have an important customer on the phone.

Live call recording

Easily record a call or a conference. So you will not lose any details.

Unify Phone for OpenScape

Unify Phone is a cloud based WebRTC telephony connectivity solution for OpenScape Platforms, such as OpenScape Business

Unify Phone allows end users to utilise cloud based mobile and web-based clients including a deep Microsoft Teams integration , to access telephony from their OpenScape platform.

Unify Phone clients are telephony extensions from the OpenScape platform and provide many of the native OpenScape platform benefits and features and allow the retention of existing telephony numbering and the continued use desk phones as Unify Phone can be combined with existing telephony numbers and configurations.

Access protection

Priority is placed on security! A 6-character password secures access

to the client and voice box. Of course, the default codes must be changed at the first access.

OpenScape Business UC clients

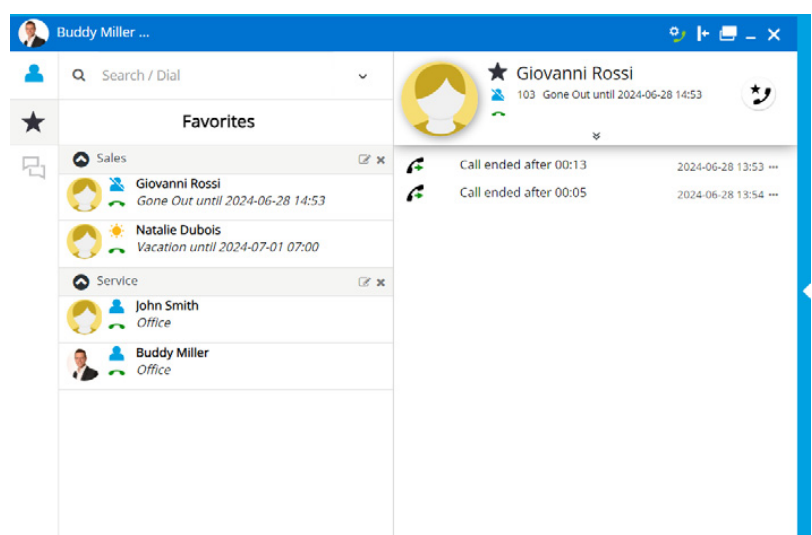
Depending on the selected UC solution, different UC clients with different functions and integration options are available to you. Select the OpenScape Business UC Client that is best suited to your working style.

Device@Home

OpenScape Business system telephone, such as OpenScape Desk-Phone CP or myPortal @work fully integrated in the corporate communications network.

myPortal @work

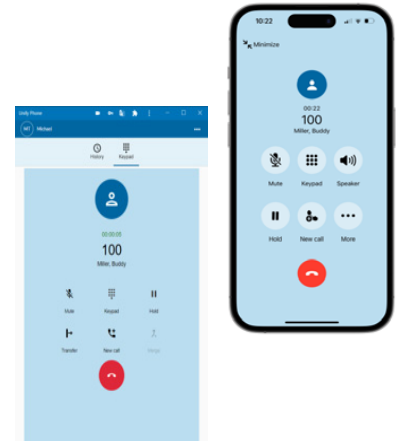
myPortal @work provides a common user experience including a WebRTC based VoIP Softphone (LAN/WLAN) with easiest access to all UC features such as presence display with favorites and call status, hotkey dialing, quick search for contacts, phone book, voicemail, and call journal entries within a single new conversation view and much more. The new UC client is highly scalable with different view options and configures itself to your desktop within a single installation file.



Mobile Client

Unify Phone for OpenScape is the telephony extension and mobile Client Application for OpenScape Business which supports iOS and Android mobile platforms in all kind of data networks including 4G/5G or WiFi. In addition to mobile usage this client can also be used as soft-phone in web browsers, as desktop client (Progressive Web App) or as plugin for Microsoft Teams. Unify Phone also supports e.g. swiping of

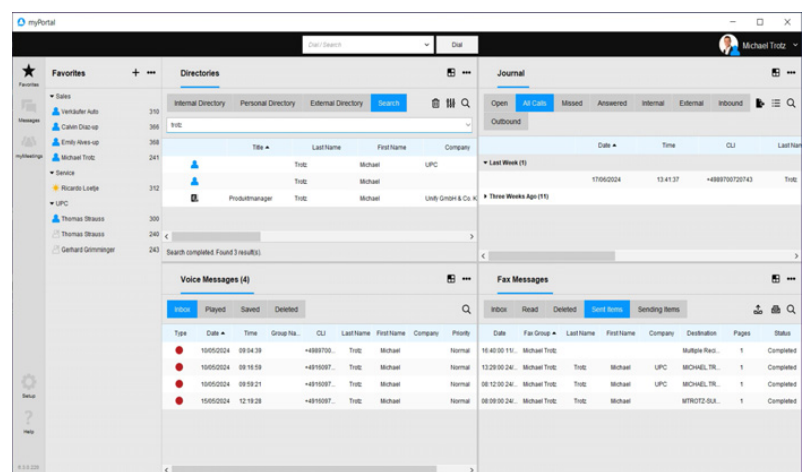
calls from one device to another, as well seamless handover across different networks (mobile network/ WiFi) without losing the call and is going to be permanently enhanced with further functionality in the future.



myPortal for Desktop

myPortal for Desktop provides access to all UC Suite functions of OpenScape Business. In comparison with myPortal @work, further functions are available such as Drag&Drop conferences, personal fax message box, dialing by mouse click, and “CallMe!”.

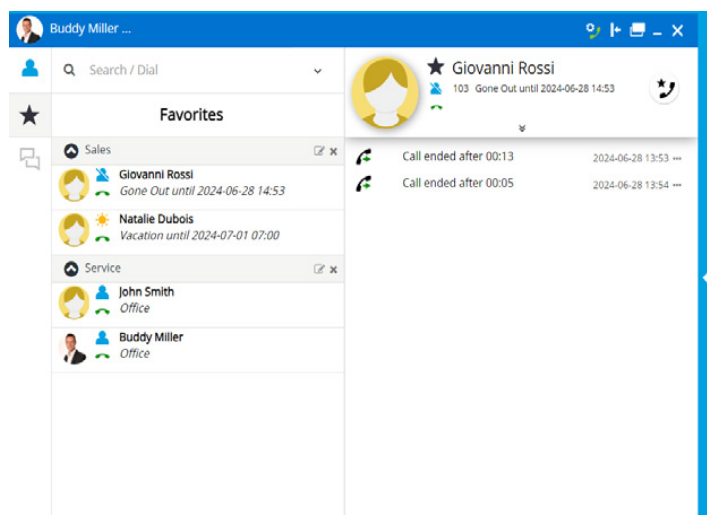
Different versions of myPortal for Desktop are available.



Unified Communication for OpenScape DeskPhone CP

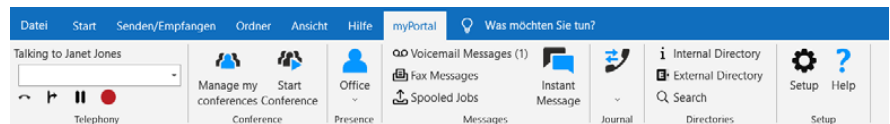
Unified Communication for OpenScape DeskPhone CP UC integration on the CP400/600/700/710 provides you not only with high performance telephony features but other value-added services too. If authorized to do so, you can view the presence status of your colleague or set your own status to “Meeting,” for example. In this way, all employees are kept perfectly up-to-date. With Favorites you can access the most important functions simply by pressing a key.

The Conversations menu presents you with everything in a list (dialing and caller lists, quick access and search in directories, etc.). In addition a video stream from an IP camera (e.g. door opener) can be displayed on the CP600/700/710 device.



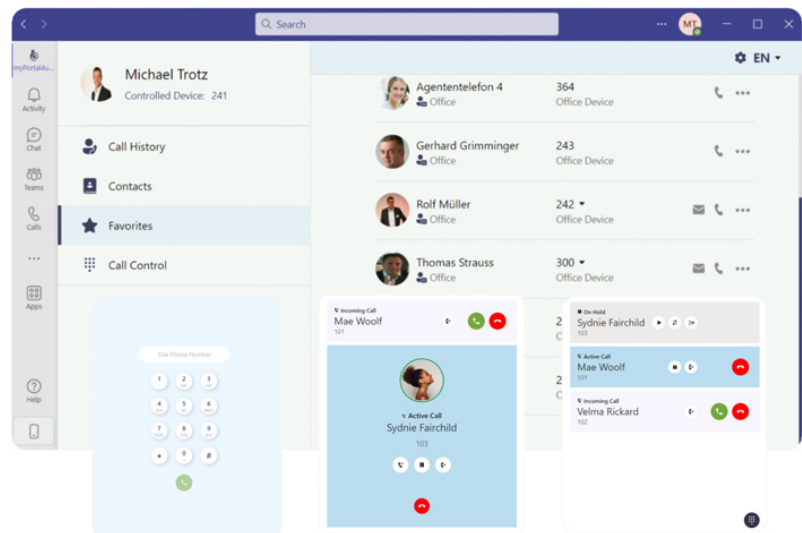
myPortal for Outlook

myPortal for Outlook seamlessly integrates all UC Suite functions of myPortal for Desktop in Microsoft Office Outlook. Therefore, for instance, every user has direct access to their personal voice and fax messages, can dial or chat directly from their Outlook Contacts (via MS Contact Card), or use these contacts for planning telephone conferences.



myPortal for Teams Plugin

OpenScape Business myPortal for Teams plugin offers telephony and UC services on top of Microsoft Teams collaboration where users have access to OpenScape Business features, such as control a connected OpenScape Business system device, directory access with contact search and click to dial. Additional UC features can be offered by using the myPortal for Outlook UC client underneath. Beside the myPortal for Teams plugin, OpenScape Business offer further interworking options in combination with Microsoft Teams (via Microsoft Direct Routing).



UC client performance features

Features	Unified Communication and Collaboration			
	myPortal for Teams	myPortal @work	myPortal for Desktop	myPortal for Outlook
Presence	x	x	x	x
Conferences planned/ad hoc	-/-	x/x	x/x	x/x
Favorites List	x	x	x	x
Directories	x	x	x	x
Dialing by mouse click/hotkey	-/-	x/x	x/x	x/x
Telephony Hyperlink (tel:/callto:)	-	x	-	-
Call Journal	x	x	x	x
Conversations	-	x	-	-
Status-Based Call Forwarding	x	x	x	x
CallMe!	x	x	x	x
Personal AutoAttendant	-	-	x	x
Call control integrated / by popup	x/-	x/x	x/x	x/x
Voicemail Box	x	x	x	x
Fax Box	-	-	x	x
Notifications	-	x	x	x
Instant Messaging	-	x ¹	x	x
Live Call Recording	-	-	x	x
Web Collaboration Integration	-	x	x	x

1. Available with OpenScape Business UC Smart

Above shown features are referring to OpenScape Business UC Suite mode

Multimedia Contact Center – increase reachability and customer service

Intelligent call distribution

The integrated OpenScape Business Multimedia Contact Center allows you to improve customer service and therefore the satisfaction of your customers.

Thanks to intelligent distribution of calls, your customers are quickly and competently served, and always connected to the suitable employee.

In addition to call distribution, you can also offer customers e-mail or fax as methods for making contact. Just like voice calls, inquiries over these media are always automatically forwarded to the right employee. If all employees are busy, callers can also leave voice messages so that your employees can call back. This means no order is lost.

Flexible queue options

For the case when all of your employees (agents) are talking on the phone, individual queue options can offer various options to customers, e.g. individual announcement or forwarding to other service groups.

Customers can also shorten their waiting times by leaving a message. Your employees then call back when there are less incoming new calls.

Agent in multiple groups

The competence of your employees can be utilized optimally by also enabling them in multiple Contact Center groups. An employee (agent) will then always first receive the calls from the group you have assigned to that person as the highest competence level: e.g. 100% in “Sales”, but only 80% in the “Service” group. The employee will

receive calls for “Sales” as a preference.

Wallboard

To keep your employees always up-to-date on Contact Center utilization, for instance, on how many callers are currently in the queuing mechanism, details can be displayed in real time on a large screen monitor or by a projector.

Caller list

Detailed information on all calls, faxes, and e-mails made until now can be found in the caller list of the Contact Center. Search and sorting functions support fast retrieval of specific details.

Preferred agent

To improve personal support, the Contact Center can be configured so that a particular customer is always automatically transferred to his contact person.

VIP support

VIP customers can be transferred directly to free agents without having to wait for a long time in a queuing mechanism. This ensures that your VIP customers are always served quickly and no important order is lost.

Call number-dependent voice guidance

OpenScape Business can play individual announcements in response to the phone number of the caller. If you have international customers, for instance, the caller can always be addressed in his national language making him feel he has the best possible support.

Wrap-up

OpenScape Business gives your employees time to take care of wrapping up their customer calls.

The wrap-up time is individually configurable. Extended options can be recorded and subsequently evaluated, for instance, what the caller wanted: Order, information, complaint, etc.

Authorization level

Various authorizations can be assigned for the role of an agent (employee), supervisor (team leader) or administrator depending on the structure of your Contact Center.

Administration of the Contact Center

Depending on the assigned role (authorization level), the user has the capability of customizing various options individually and easily:

- *Queuing mechanisms*
- *Schedules*
- *Breaks*
- *Wrap-up codes*
- *Announcements*
- *External directory*

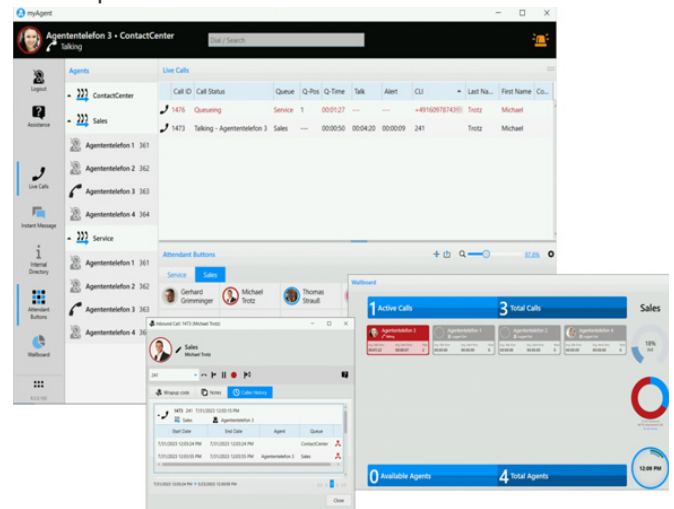
Contact Center clients

myAgent

The myAgent client is the interface with which employees (agents) accept customer calls according to qualifications. Thanks to the integrated presence display, agents can quickly consult further experts because the agent can immediately see which expert is free at the moment and can therefore support him.

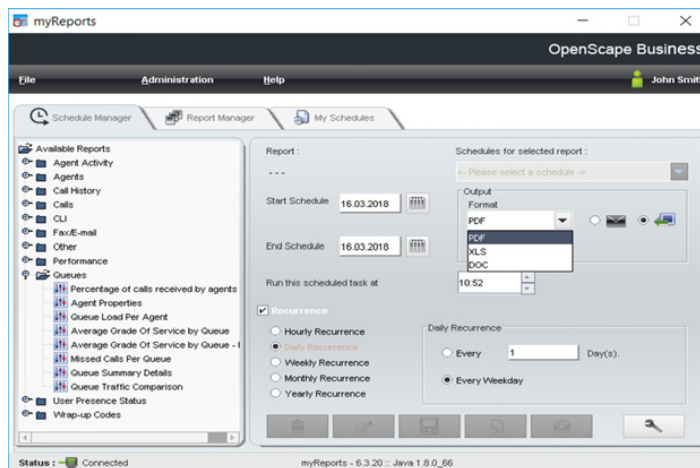
myAgent ensures that your agents always identify how many callers are still in the queuing mechanism, and they can then react appropriately.

Depending on the assigned roles (authorization level), more than 20 predefined reports can be produced, for instance, to see how many calls each agent has accepted.



myReports

myReports enables production of statistics on the utilization of your Contact Center, sorted according to different criteria, and provides more than 100 other report templates.



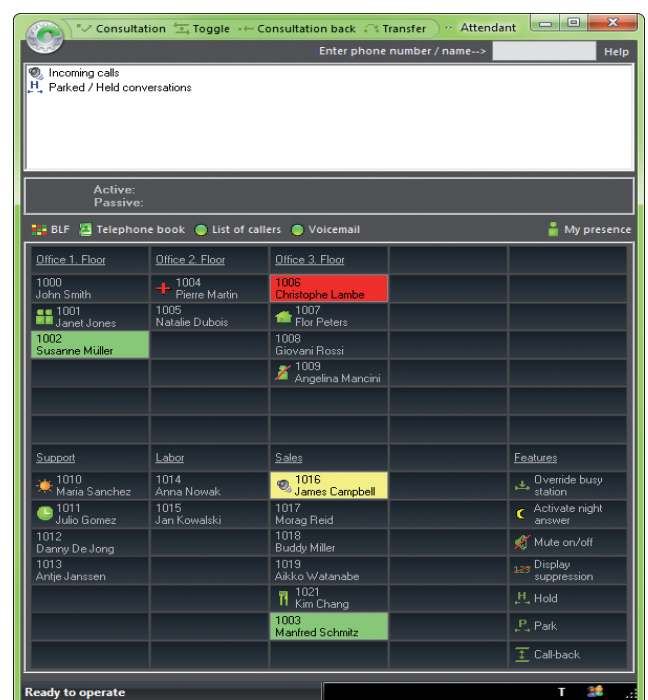
Attendants and Company AutoAttendant

Depending on the selected UC solution (UC Smart or UC Suite), different attendant clients are available to you (as an attendant console). Business Attendant is the attendant client for UC Smart. The client recommended for UC Suite is myAttendant. Business Attendant can also be used for this as an option.

Business Attendant

Business Attendant is the classic attendant console and is ideally integrated on a PC: waiting calls, active, held, and parked calls are always in view. Additionally, it provides information

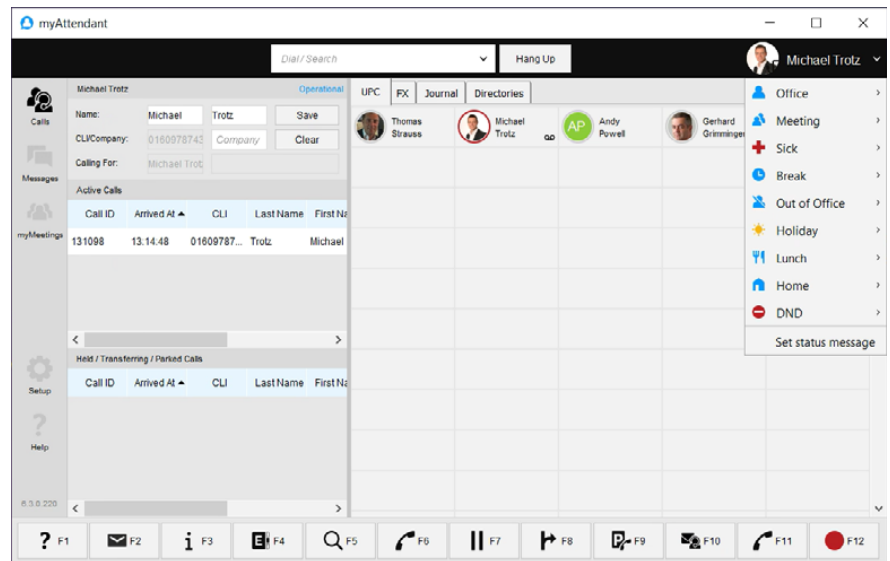
on the busy state of extensions as well as the presence state of subscribers. The status of subscribers can be changed in Business Attendant. All functions can be performed using either the PC keyboard or mouse buttons. The busy fields for subscribers can be individually customized for optimization of workflows.



myAttendant

myAttendant is a user-friendly attendant console and optimally combines telephone functions with OpenScape Business UC functions. In addition to the classic call handling functions, an additional focus is on the management of UC Suite. The presence state of subscribers is displayed and can be managed.

All UC functions are united in the Message Center and round off centralized accesses to voice, fax, and immediate messages (of course only with approval of the individual subscriber).



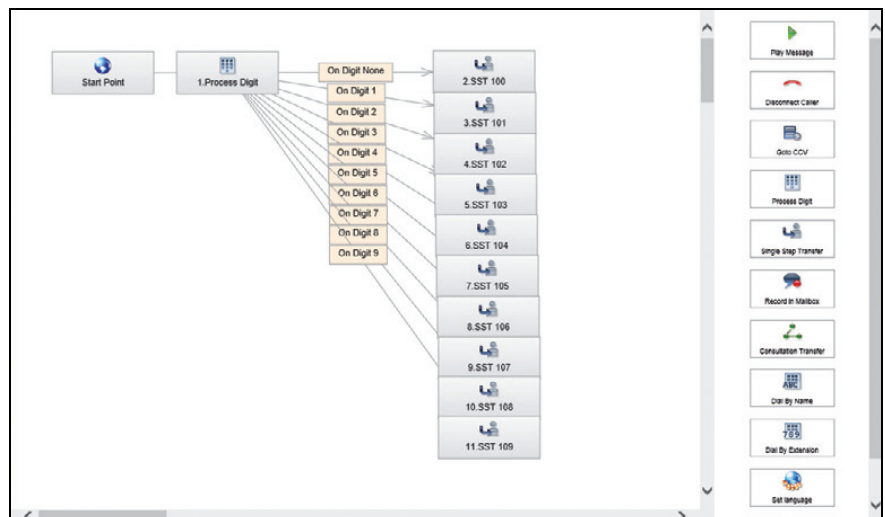
Company AutoAttendant

Automatically transfer incoming calls that arrive at the central enterprise number. Utilize the capabilities of information announcements combined with automatic call handling after key input by the caller.

AutoAttendant enables individual customization to the workflow in your enterprise, whether an advertising announcement or individual announcement tree (Press 1 for Sales or 2 for Service...). The available schedules extend the deployment options, since workflows can be automatically switched over depending on the weekday and time, for instance, incoming calls can be automatically forwarded to the night position.

An announcement can be played that is customized for the incoming phone number, for instance, in the language of the caller.

Of course, existing announcement texts or professionally recorded announcements in WAV format can be imported.



Client requirements

Supported Windows operating systems for myPortal @work, myPortal for Desktop, Business Attendant, myAttendant, myAgent, myReports

- *Microsoft Windows 10 Pro and Enterprise (32/64-bit)*
- *Microsoft Windows 11 (64Bit)*

Supported Apple operating systems for myPortal @work and myPortal for Desktop

- *Apple Mac OS (Ventura/13.0)*
- *Apple Mac OS (Sonoma/14.2.1)*

Microsoft Outlook for myPortal for Outlook

- *Microsoft Office 365*
- *Microsoft Outlook 2021*
- *Microsoft Outlook 2019*
- *Microsoft Outlook 2016*

Exchange server environments

- *Microsoft Office 365*
- *Microsoft Exchange 2019*
- *Microsoft Exchange 2016*

Additional software

- *Java 1.8 (32-bit), or later*
- *OpenJDK V8*
- *Microsoft .NET Framework 4.0 for Outlook 2010/2013/2016/2019 and myAgent, or later and higher*

Use in terminal server environments (UC Suite)

- *Microsoft Windows 2012/2016/2019 Server as Microsoft Terminal Server*
- *Microsoft Windows 2012 R2 Server with Citrix XenApp 7.6 / XenDesktop 7.6 Server*
- *Microsoft Windows 2016 with Citrix XenApp 7.17 / XenDesktop 7.17 Server*
- *Microsoft Windows 2019 with Citrix XenApp 7.18 / XenDesktop 7.18 Server*

Mobility solutions

The business world along with the work processes of enterprises and their employees have fundamentally changed. In addition to being at their office workstation, employees are often on the road from where they must also have access to your enterprise communications. OpenScape Business gives your enterprise flexible integrated mobility choices suitable for mobile communication at all sites. These include, for instance, integration of smartphones and tablet PCs, use of cordless/DECT and WLAN telephones right up to full integration of home office employees with continuous access to your business communications.

Networking of OpenScape Business

OpenScape Business gives extensive options for improving collaboration between teams and employees at different enterprise sites. A maximum of 2000 employees can be networked and work in the same way as if they were linked to a large communications system. Existing IP network links can be used simultaneously for telephony and data traffic. Network-wide UC services are available in addition to telephony. Due to the presence display, your employees can see whether colleagues at another site are currently making a phone call or are in a conference. This information improves reachability and saves valuable work time, because unnecessary calls can be eliminated.

Planned dial-in conferences let you easily and effectively organize multi-site conferences. Employees dial directly in the dial-in conference, similarly to meeting in a con-

ference room. OpenScape Web Collaboration shows every displayed slide on every screen.

Voice messages received in the entire network can be simply forwarded to the suitable employee. And even more, it is still very much more possible to support collaboration in the teams.

Network-wide voice and UC features

- *System-wide telephone directory with presence display ("In the office", "Meeting", "Vacation", "Ill" etc.)*
- *Network-wide call status (employee is busy or is being called)*
- *Network-wide call acceptance, i.e. calls from another site can be accepted in a team*
- *Exchange of instant messages (Instant Messaging), also with groups*
- *Spontaneous or scheduled Drag&Drop conferences in the network*
- *Network-wide collaboration (Web Collaboration), e.g. desktop sharing to exchange information, as well as video transmission*
- *myAttendant attendant console: Network-wide view over the presence state of networked employees, i.e. who is reachable, who not*
- *Integrate external telephone directories, for instance, to use databases as a central phone book*
- *Integration in the Microsoft Exchange calendar and in public directories*
- *Forwarding of voice messages through the entire OpenScape Business network*
- *Network-wide UC features are available with X1, X3, X5, X8, and Business S.*

OpenScape Business interworking with Microsoft Teams

OpenScape Business does offer interworking and integration capabilities with Microsoft Teams and Office 365. With this approach Microsoft Teams collaboration can be used in conjunction with powerful OpenScape Business telephony and UC services. Please get in touch with your Unify contact person to get more informations.

OpenScape Business model versions

OpenScape Business offers various model versions featuring seamless integration into an existing telephony or IP infrastructure. Regardless of whether it is hardware- or software-based, virtualized or installed on its own server. OpenScape Business satisfies all of these requirements with its standardized solution architecture.

OpenScape Business X1, X3, X5, X8 hardware models

The X1, X3, X5, and X8 models support up to 500 subscribers.

OpenScape Business S supports up to 1500 subscribers.

The following subscriber interfaces are available: IP, digital (UP0E), ISDN (BRI), analog (a/b) and cordless (DECT/WLAN).

Connectivity to the public network is by ITSP (SIP protocol), ISDN (S0/BRI and S2M/PRI), analog or, in selected countries, CAS connections.

The hardware models are:

- *OpenScape Business X1 (for wall/rack mounting)*
- *OpenScape Business X3 (for wall/rack mounting)*
- *OpenScape Business X5 (for wall/rack mounting)*
- *OpenScape Business X8 (for stand/rack mounting)*

Unified Communication functions are available for all deployments with the following maximum capacities:

- *X1 for up to 50 UC Users with V3 Mainboard*
- *X3, X5, and X8 for up to 500 Users (with UC Booster Card/Server or V3 Mainboard)*
- *Max. 1500 UC subscribers with OpenScape Business S, virtualized with VMware vSphere / MS Hyper V / KVM*

OpenScape Business S for private cloud environments

OpenScape Business S is a pure software solution for max. 1500 IP subscribers and with UC Suite functionality for subscribers. Connectivity to the public network is by ITSP (SIP protocol). The OpenScape Business S Software can be operated on a Linux server, also fully virtualized with VMware vSphere / MS Hyper V / KVM or as a hosted a solution, either in own data centre or for example Google Cloud. In thanks of the private cloud approach you can keep full control and responsibility over your communication and data.

OpenScape Business X1, X3, X5, and X8 is used as the gateway for connectivity of digital and analog trunk lines.

Marketable expansion stages



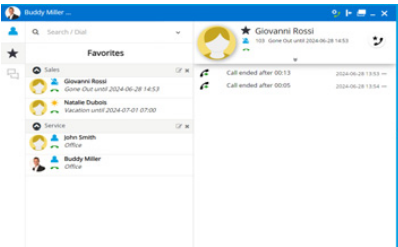



The deployment model you opt for depends, for example, on the expansion stages.

The table below shows the maximum possible expansion stages and capacities. Additional hardware, extension boards or further modules are might be required. Figures are based on the OpenScope Business V3 mainboard for X3, X5, X8 (advanced) and X1R/W (basic).

OpenScope Business	X1R/W	X3		X5		X8	Server (S)
	Rack/Wall	Rack	Wall	Rack	Wall		
Connection to service provider							
ITSP channels (SIP provider)	60 max. 8 SIP provider	120 max. 8 SIP provider	120 max. 8 SIP provider	120 max. 8 SIP provider	120 max. 8 SIP provider	120 max. 8 SIP provider	180 max. 8 SIP provider
ISDN S ₀ (BRI)	-	16	16	48	48	128	-
ISDN S _{2M} (PRI)	-	30	30	30	30	180	-
Max. number of trunk channels	250	250	250	250	250	250	250
Subscribers							
Analog subscribers	4	20	20	68	68	384	-
Digital subscribers	8	24	24	56	56	384	-
IP subscribers	500	500	500	500	500	500	1500
Cordless/DECT (CMI)	16	64	64	64	64	250	-
Max. number of subscribers	500	500	500	500	500	500	1500
Max. number of Mobility user	150	500	500	500	500	500	500
Smart Voicemail	320	500	500	500	500	500	1500
Unified Communication							
UC Voicemail	50	500	500	500	500	500	1500
Max. number of simultaneously active UC Suite Clients (total from myPortal for Desktop, @work, Outlook, etc.)	100	1000	1000	1000	1000	1000	1500
myPortal @work	50	500	250	250	250	500	500
myPortal for Desktop	50	500	500	500	500	500	1500
myPortal for Outlook	50	500	500	500	500	500	1500
myAttendant	4	20	20	20	20	20	20
myAgent	-	192	192	192	192	192	192
		64 in parallel	64 in parallel	64 in parallel	64 in parallel	64 in parallel	64 in parallel
myReports	-	1	1	1	1	1	1
myPortal for Teams	50	500	500	500	500	500	500
Microsoft Teams Interworking	150	500	500	500	500	500	500
OpenScope Business Attendant	8	8	8	8	8	8	8
Max. number of UC Mobility User	50	500	500	500	500	500	500
Max. number of fax channels	3	8	8	8	8	8	8

Max. number of fax subscribers	50	500	500	500	500	500	1500
Max. number of conference channels	30	60	60	60	60	60	60
Unified Communication (CRM, Database Connection)							
Application Launcher User	50	500	500	500	500	500	500
TAPI 120	150	500	500	500	500	500	1500
TAPI 170 (via CSTA)	150	500	500	500	500	500	500
Directory Service connector	-	4	4	4	4	4	4

Telephones and clients

<p>Desktop telephones</p> <ul style="list-style-type: none"> • <i>OpenScape Desk Phone IP (HFA or SIP): CP100/110, CP200/210, CP205, CP400/CP410, CP600/E, CP700/CP700X/CP710</i> • <i>OpenScape Desk Phone TDM: CP200T and 400T</i> • <i>OpenScape Desk Phone Key Module KM 400 or KM 600, KM 410 or KM710</i> 	
<p>WLAN telephone</p> <ul style="list-style-type: none"> • <i>OpenScape WLAN Phone 4</i> 	
<p>OpenScape Business UC VoIP Clients</p> <ul style="list-style-type: none"> • <i>myPortal @work Desktop VoIP Client (WebRTC) for LAN and WLAN</i> • <i>Unify Phone as the mobile Client Application for Android and Apple iOS</i> 	
<p>Cordless/DECT telephones</p> <ul style="list-style-type: none"> • <i>OpenScape DECT Phone S6, SL6, R6</i> 	
<p>SIP telephones/ a/b adapter</p> <ul style="list-style-type: none"> • <i>The myPortal for Desktop, myPortal for Outlook and myAttendant OpenScape Business clients can be used with SIP telephones that support RFC 3725.</i> • <i>Full functionality of the features depends on the SIP telephone being used and cannot be ensured.</i> • <i>Mediatrix 4102S: for the connection of two analog telephones or fax machines.</i> 	
<p>PC clients</p> <ul style="list-style-type: none"> • <i>OpenScape Personal Edition (HFA) and OpenScape Personal Edition SIP</i> • <i>The PC with headset or handset becomes the communications center for voice, data, e-mail and Internet. A soft client installed on the desktop computer or notebook provides all telephone functions via WLAN – and offers the same familiar user interface at the office and on the road. Video connections can be used with OpenScape Personal Edition SIP.</i> 	
<p>OpenScape Business additionally supports analog telephones and fax machines, ISDN telephones, and add-on devices such as door/gate intercoms via TFE-S adapters.</p>	

Interfaces for integration in business applications

Numerous interfaces and applications are available for integration with OpenScape Business in existing IT infrastructures and business applications (depending on the selected model):

- *Application Launcher for an active interaction with CRM/ERP applications*
- *Accounting software for charge evaluation. The system stores up to 20,000 datasets.*
- *Directory Services for information on callers, delivered from internal and external directories/databases (except for X1)*

CTI middleware

- *First- and third-party TAPI service provider for call control from CTI or CRM/ERP applications*

Interfaces and protocols

- *CSTA for monitoring and control of telephones by a wide range of applications*
- *SIP for connection to voice-based applications*
- *LDAP for connection to external directories or of external LDAP clients for delivery of information on callers or quick dialing of contacts*
- *HTTP and HTTPS for external application access to OpenScape Business UC functions*
- *TCP/IP as the basic protocol for all Ethernet connections*
- *ODBC interface for connectivity of external customer databases with existing ODBC drivers, e. g. MySQL, Maria DB, Oracle, Windows-based databases with Windows-compatible V3.5 drivers, e. g. Microsoft Excel or Microsoft Access*
- *SQL connector for connecting to SQL databases to search for contact details:*
- *Microsoft SQL Server,*

- *PostgreSQL,*
- *Sybase SQL Server*
- *Secure LDAP (LDAPS) support for Microsoft Active Directory connectivity*
- *Microsoft Teams and Skype for Business telephony interworking*

Maintenance and administration

Web-based management with numerous intuitively operated wizards are available for administration of OpenScape Business. For the X1, X3, X5, and X8 models, there is also the option of administration via Manager E.

Web-based management lets the administrator centrally administer the detailed settings for user UC clients. Definable subscriber profiles make it easier to set up standardized UC profiles (same settings in the UC clients), e. g. for visibility of phone numbers, call forwarding, or the personal AutoAttendant for groups or all users.

The system includes integrated services management. Self-running test and diagnostic programs monitor the different system components and enter occurring events and system messages in log files. Evaluation can be carried out locally or over a secured remote service access. This can be complemented by also reporting important events to a remote service center.

The remote service platform provided by Unify permits secured remote access over the internet. New system software versions can be loaded automatically over the internet. This minimizes service times and increases solution availability at the customer.

OpenScape Business Software Support

The basic package of OpenScape Business already includes 1, 3 or 5 years of software support. This provides you with investment protection and stability, and entitles you to software upgrades. In this way, you can always use the latest technology for your communication solutions.

OpenScape Business certified Applications

In case OpenScape Business needs to be enhanced with additional functionalities Unify does offer further certified applications in the following areas, e.g. Accounting tools, Management Reporting capabilities and a Hospitality/Hotel solution for smaller customers or advanced recording solutions via its Unify Technology Partners. Please consult your Unify contact person for further information.

OpenScape Business EMC classes

- *Class B (EN 55022) for the international market*
- *Class A (EN 55022) for USA and Canada*

OpenScape Business demonstration

If you would like to know more, visit our website or ask your channel partner for a demonstration of OpenScape Business today.

Supported standards

Ethernet

- *RFC 894 Ethernet II Encapsulation*
- *IEEE 802.1Q Virtual LANs*
- *IEEE 802.2 Logical Link Control*
- *IEEE 802.3u 100BASE-T*
- *IEEE 802.3ab Gigabit Ethernet*
- *IEEE 802.3X Full Duplex Operation*

IP/routing

- *RFC 768 UDP*
- *RFC 791 IP*
- *RFC 792 ICMP*
- *RFC 793 TCP*
- *RFC 5322 Internet Message Format*
- *RFC 826 ARP*
- *RFC 2131 DHCP*
- *RFC 1918 IP Addressing*
- *RFC 1332 The PPP Internet Protocol Control Protocol (IPCP)*
- *RFC 1618 PPP over ISDN*
- *RFC 1661 The Point-to-Point Protocol (PPP)*
- *RFC 1877 PPP Internet Protocol Control Protocol*
- *RFC 1990 The PPP Multilink Protocol (MP)*
- *RFC 1994 PPP Challenge Handshake Authentication Protocol (CHAP)*
- *RFC 2516 A Method for Transmitting PPP Over Ethernet (PPoE)*
- *RFC 3544 IP Header Compression over PPP*

NAT

- *RFC 2663 NAT*

IPSec

- *RFC 2403 IPsec Authentication - MD5*
- *RFC 2404 IPsec Authentication - SHA-1*
- *RFC 2404 IPsec Authentication - SHA-2*

- *RFC 2405 IPsec Encryption 3DES*
- *RFC 2407 IPsec DOI*
- *RFC 2408 ISAKMP*
- *RFC 2409 IKE*
- *RFC 2410 IPsec encryption - NULL*
- *RFC 2411 IP Security Document Roadmap*
- *RFC 2412 OAKLEY*
- *RFC 3602 IPsec encryption with AES*
- *RFC 4301 Security Architecture for the IP*
- *RFC 4303 IP Encapsulating Security Payload (ESP)*

SNMP

- *RFC 1213 MIB-II*

QoS

- *IEEE 802.1p Priority Tagging*
- *RFC 1349 Type of Service in the IP Suite*
- *RFC 2475 An Architecture for Differentiated Services*
- *RFC 2597 Assured Forwarding PHB Group*
- *RFC 3246 An Expedited Forwarding PHB (Per-Hop Behavior)*

Services

- *RFC 2597 Assured Forwarding PHB Group*
- *RFC 3246 An Expedited Forwarding PHB (Per-Hop Behavior)*

Codecs

- *G.711; G.729; G.722*

CTI

- *CSTA Phase III*
- *TAPI Service Provider for TAPI 2.1*

VoIP over SIP

- *RFC 2198 RTP Payload for Redundant Audio Data*
- *RFC 2327 SDP Session Description Protocol*
- *RFC 2617 HTTP Authentication: Basic and Digest Access Authentication*
- *RFC 2782 DNS RR for specifying the location of services (DNS SRV)*
- *RFC 2833 RTP Payload for DTMF Digits, Telephony Tones and Telephony Signals*
- *RFC 3261 SIP Session Initiation Protocol*
- *RFC 3262 Provisional Response Acknowledgement (PRACK) Early Media*
- *RFC 3263 SIP Locating Servers*
- *RFC 3264 An Offer/Answer Model with the Session Description Protocol*
- *RFC 3310 HTTP Digest Authentication*
- *RFC 3311 Session Initiation Protocol (SIP)UPDATE Method*

- *RFC 3323 A Privacy Mechanism for the Session Initiation Protocol (SIP)*
- *RFC 3325 Private Extensions to the Session Initiation Protocol (SIP) for Asserted Identity within Trusted Networks*
- *RFC 3326 The Reason Header Field for the Session Initiation Protocol (SIP)*
- *RFC 3489 STUN - Simple Traversal of User Datagram Protocol (UDP) Through Network Address Translators (NATs)*
- *RFC 3515 The Session Initiation Protocol (SIP) Refer Method*
- *RFC 3550 RTP: Transport Protocol for Real-Time Applications*
- *RFC 3551 RTP Profile for Audio and Video Conferences with Minimal Control*
- *RFC 3581 An Extension to the Session Initiation Protocol (SIP) for Symmetric Response Routing*
- *RFC 3725 Best Current Practices for Third Party Call Control (3pcc) in the Session Initiation Protocol (SIP)*
- *RFC 3842 A Message Summary and Message Waiting Indication Event Package for the Session Initiation Protocol (SIP)*
- *RFC 3891 The Session Initiation Protocol (SIP) Replaces Header*
- *RFC 4040 RTP Payload Format for a 64 kbit/s Transparent Call*

VoIP security

- *RFC 2246 TLS V1.0*
- *RFC 5246 TLS V1.2*
- *RFC 2459 X.509 PKI Certificate and CRL Profile*
- *RFC 3711 SRTP*
- *RFC 3830 MIKEY*








Others

- *RFC 959 FTP*
- *RFC 1305 NTPv3*
- *RFC 1951 DEFLATE*

Please find latest supported standards and further technical informations in Unify Experts Wiki:

http://wiki.unify.com/wiki/OpenScape_Business

Setup and environmental conditions

	X1R	X1W	X3R	X3W	X5R	X5W	X8
							
Setup	Rack system Wall system	Wall system	Rack	Wall system	Rack	Wall system	Standard system (also for installing in rack)
Dimensions (H x W x D in mm)	43 x 436 x 250	470 x 370 x 80	89 x 440 x 380 (2 U)	450 x 460 x 130	155 x 440 x 380 (3.5 U)	450 x 460 x 200	490 x 440 x 430
Weight	approx. 3.9 kg	approx. 2.76 kg	approx. 6 kg	approx. 6 kg	approx. 8 kg	approx. 8 kg	approx. 34 kg (fully equipped)
Power supply	<p>The models, by default, are designed for mains operation. For X3, X5 and X8, power failures may be bridged by an uninterruptible power supply (UPS) (optional).</p> <ul style="list-style-type: none"> • Rated input voltage (AC): 100 to 240 V • Rated frequency: 50–60 Hz • Battery supply (DC): 48 V 						
Power consumption	Depends on hardware platform and expansion stage						
Environmental conditions	<ul style="list-style-type: none"> • Operating conditions: +5 to +40 °C (+41 to +104 °F) • Humidity: 5 to 85% 						
Housing color	Black	Ice-blue	Gray/Green	Ice-blue	Gray/Green	Ice-blue	Gray/Green